

MSR BudgetLine PDF USB Loggers with Intelligent LCD Display



Part No: **MSR83** Temperature Logger with Intelligent LCD display

Part No: **MSR84** Temperature + RH Logger with Intelligent LCD display

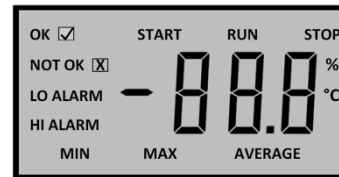
MSR BudgetLine data loggers are most accurate; intelligent and economical loggers specially designed to monitor and record temperature | relative humidity conditions of perishable products. Sleek design with robust casing has an advantage of placing it easily with products to monitor actual condition. Multi-function LCD display indicates current reading, minimum | maximum | average values, logger and alarm status.

Integrated USB 2.0 A-Type plug and advance on-board processor eliminates need of proprietary software & hardware for an independent PC interface at the receiver end. Unit will automatically create a tamper-proof secured & unalterable Adobe PDF report of recorded in-transit readings. This PDF Report includes Graphical view, Table of Readings view & Statistical view showing Minimum, Maximum, Average, MKT values, etc... Accuracy of logger is certified by traceable Calibration Certificate available in its internal memory to meet requirements of receiver quality assurance team.



Green & Red
LED Indication

2.0 A-Type
USB Connection



Multi-Function LCD Display



Waiting to START
Press START button continuously
for 5 seconds to start logger



Logger is STARTED
Logger is waiting till
delay start time is completed



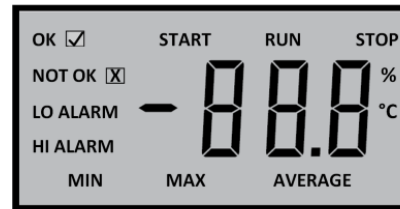
Logger is in Recording Mode
Logger is waiting till
delay start time is completed

Start Logger:-

- Initially current reading will be shown on display before starting logger
- Keep START button pressed continuously for 5 seconds to start logger
- Then Green LED and Red LED will start flickering, Green LED will be ON for 1 second confirming logger has been started successfully
- Display will indicate START till delay start time is over
- After completion of delay start time, display will indicate RUN & current reading confirming logger has been started successfully

Note: Do Not Use Logger if START is not shown on display and LED is not ON after pressing START button for 5 seconds

Multi-Function LCD Display



Logger Status



Waiting to START
Press START button continuously
for 5 seconds to start logger



Logger is STARTED
Logger is waiting till
delay start time is completed



Logger is in Recording Mode

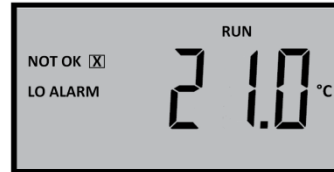


Logger is in STOP Mode
Press STOP button continuously
for 5 seconds to stop logger

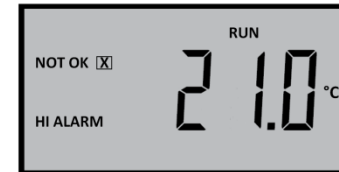
Alarm Status



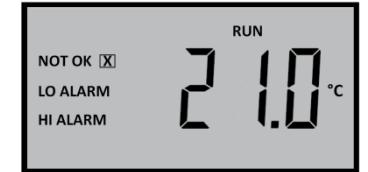
OK – No Alarm Condition



Low Alarm Condition



High Alarm Condition



Low & High Alarm Condition

Min/Max/Avg Values
During Recording or Stop
Mode, Press START button
Once to view all values



Minimum



Maximum



Average

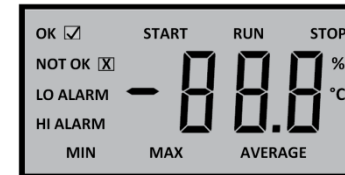
Check Status of Logger:

During Recording [RUN] & Stop [STOP] mode, press START button once to view MIN | MAX | AVERAGE values

Display Indication:

Only Current Reading
START
RUN
STOP
OK
NOT OK

Not Started
Waiting to START
Started Recording
Recording is Stop
No Alarm Condition
LO | HI Alarm Condition



Stop Logger:

- Keep STOP button pressed for 5 seconds to stop logger
- Display will indicate STOP confirming logger has been stopped successfully

Note: Logger will be stop after 10 seconds when connected with USB port of PC

PDF Generation:

- After stopping, when the logger is connected for first time to USB port of the computer, both LEDs (GREEN & RED) will start flashing to show the PDF generation is in process
- **Do Not Disconnect Logger until both LEDs (GREEN & RED) are ON continuously**, which indicates PDF is ready
- Then folder containing PDF will open automatically. Double click to open Copy and Save As PDF file to desired location
- Once the PDF is generated, whenever the logger is connected to USB port of the computer, both LEDs (GREEN & RED) are ON continuously, which indicates logger is in stop mode and PDF is already generated

MSR Budget Line
www.msr.ch

MSR 84 Report



Device Information (Factory Settings)

Model: MSR 84 ID: Transit Study
Serial Number: 7840000718 Memory Capacity: 16000

Device Setup Information

High Alarm Limit (deg C): 25.0 High Alarm Limit (%RH): 95.0
Low Alarm Limit (deg C): 15.0 Low Alarm Limit (%RH): 10.0
Reference Time Zone: UTC +05:30 Start After: 10 Min
Logging Interval: 15 Min

Recorded Data Information

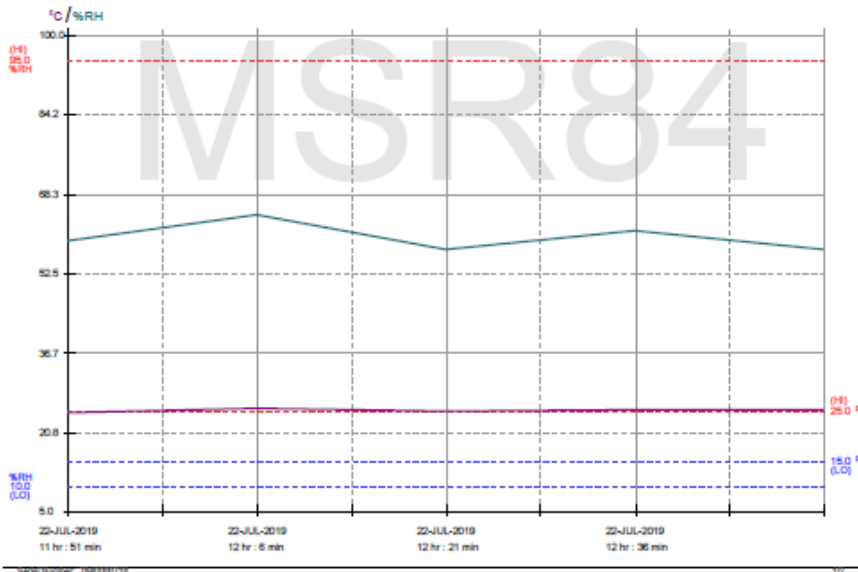
Factory Configuration Date: 19-JUN-19 11Hr: 22Min Start Time: 22-JUL-2019 11Hr: 51Min
Logger Configuration Date: 22-JUL-19 10Hr: 37Min Stop Time: 22-JUL-2019 12Hr: 51Min
Total Logged Points: 5 Battery Status on 22-JUL-2019 12Hr 57Min: 331 days remaining

Temperature

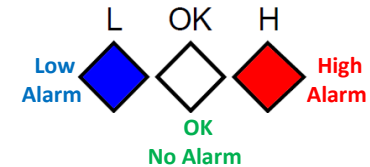
Minimum Temperature (deg C): 24.9
Maximum Temperature (deg C): 25.6
Average Temperature (deg C): 25.3
Mean Kinetic Temperature (deg C): 25.3
Number of points below low alarm: 0 (Time: 0Day 0Hr 0Min)
Number of points above high alarm: 4 (Time: 0Day 1Hr 0Min)
Number of points within range: 1 (Time: 0Day 0Hr 15Min)

Humidity

Minimum Humidity (%RH): 57.4
Maximum Humidity (%RH): 64.3
Average Humidity (%RH): 59.9
Number of points below low alarm: 0 (Time: 0Day 0Hr 0Min)
Number of points above high alarm: 0 (Time: 0Day 0Hr 0Min)
Number of points within range: 5 (Time: 0Day 1Hr 15Min)



Alarm Status



Sr	Date	Time	°C	
1	4-JUN-2019	16hr: 16min	24.5	Readings with No Alarm
2	4-JUN-2019	16hr: 17min	20.8	
3	4-JUN-2019	16hr: 18min	18.7	
4	4-JUN-2019	16hr: 19min	15.4	
5	4-JUN-2019	16hr: 20min	12.6	Readings Below Low Alarm Limit
6	4-JUN-2019	16hr: 21min	12.6	
7	4-JUN-2019	16hr: 22min	13.0	
8	4-JUN-2019	16hr: 23min	20.0	
9	4-JUN-2019	16hr: 24min	20.4	Readings Above High Alarm Limit
10	4-JUN-2019	16hr: 25min	20.8	
11	4-JUN-2019	16hr: 26min	21.6	
12	4-JUN-2019	16hr: 27min	27.2	
13	4-JUN-2019	16hr: 28min	27.7	Readings Above High Alarm Limit
14	4-JUN-2019	16hr: 29min	28.6	

Contact Us:-

Please, do not hesitate to communicate should you require any further information / assistance, we are placed entirely at your disposal for our services.

MSR Electronics GmbH

Mettlenstrasse 6

8472 Seuzach

Switzerland

T: +41 52 316 25 55

E: sales@msr.ch

W: www.msr.ch