

EasyLog CC-2



www.lascarelectronics.com/data-loggers


 **EasyLog**

1. Your new logger comes ready to go.






Simply press and hold the  button until the green LED lights up to start logging.



2. Now place your logger in the location you want to monitor.

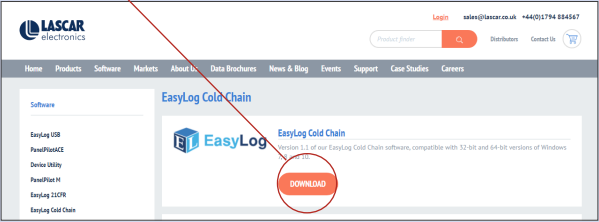
Once logging, pressing the  button will light up an LED to give a quick indication of the status. It will also add a marker to the data to show that you have checked it.

No alarms will be triggered in the first 30 minutes to allow the logger to settle at the monitored conditions.

	Green single flash The data logger is currently logging No alarm has been triggered	No action required
	Red single flash The data logger is currently logging An alarm has been triggered!	Check alarm condition in PC software
	Green double flash The data logger's memory is full No alarm was triggered	Plug your logger in to a PC and download your readings
	Red double flash The data logger's memory is full An alarm was triggered!	Plug your logger in to a PC, download your readings and check alarm condition
	No LEDs flash The data logger is stopped or the battery is flat	Check the logger's status using the PC software

3. When you are ready to view the recorded data on your logger, download the EasyLog CC software.

Visit www.lascarelectronics.com/software/easylog-cold-chain-software and click on the download link.



Double click on the downloaded **EasyLog CC Installer.exe** file, and follow the on screen prompts.

4. To save your data, remove the logger from the plastic sleeve and connect it to a USB port.

Open the EasyLog CC software and click on **Save Data**.



This will automatically open up your readings in the EasyLogGraph software, where you can view your data or export it in various formats.

The EasyLog CC Range



EL-CC-1
Temperature



EL-CC-2
Temperature/Humidity
FOOD



EL-CC-2
Temperature/Humidity
PHARMACEUTICAL

For a full product data sheet, or for more information on the whole EasyLog range visit:
www.lascarelectronics.com/data-loggers